



KWU FIVE-YEAR PROGRAM REVIEW

FOR THE PROGRAM/DEPARTMENT OF (X)
AUTHOR: (Chair Name and Email Address)
SUBMISSION YEAR: SEPTEMBER, XX, 20XX



FEBRUARY 24, 2020
KANSAS WESLEYAN UNIVERSITY
Institutional Assessment and Research Council (IARC)

CONTENTS

INTRODUCTION	1
Program Review Rotation & Processes.....	1
TABLE TEMPLATES	1
SECTION I: MISSION AND PROGRAM STUDENT LEARNING OBJECTIVES	2
University Mission.....	2
Department Mission	2
Program Student Learning Objectives (SLOs)	2
Majors Offered by the Department (list).....	2
Minors Offered by the Department (list).....	2
Liberal Studies Courses Offered by the Department	2
Curriculum Map	2
SECTION II: STUDENTS	3
Total Number of Undergraduate Majors/Minors Enrolled in Undergraduate Program Courses.....	3
Total Number of Graduate Majors Enrolled in Graduate Program Courses.....	3
Total Number of Undergraduate Students Enrolled in Undergraduate Program Courses.....	3
Total Number of Graduate Students Enrolled in Graduate Program Courses.....	3
Total Number of Graduated Students in Undergraduate and Graduate Programs	3
Total Number of Advisees per Program Faculty Member	3
Student Recruitment.....	3
Unique Student Major Retention in Undergraduate Programs.....	3
Unique Student Major Retention in Graduate Programs	3
Student Performance On:	4
Standardized Measures	4
Assessments of Program Learning Outcomes	4
SECTION III: CURRICULUM	5
Courses Offered	5
Check-Sheet for Student Four-Year Plan (CSSFYP) – Requirements for Major.....	5
Check-Sheet for Student Four-Year Plan (CSSFYP) – Suggested Sequence	5
Curriculum Comparisons & Evaluation	5
Current Staffing.....	5

SECTION IV: BUDGET & EXPENDITURES.....	6
Budget & Expenditures Itemized Annual Reports	6
SECTION V: DEPARTMENTAL VISION FOR THE FUTURE.....	7
Reflection – Executive Summary	7
SECTION VI: STRATEGY FOR PROGRAM IMPROVEMENT.....	8
Plan of Action	8
FIVE-YEAR PROGRAM REVIEW ROTATION SCHEDULE.....	9
By Academic Year.....	9
Table 24: Five-Year Program Review Rotation Schedule	9
APPENDICES SUBMISSION	9
TABLE TEMPLATES	10
Table 1: Program Student Learning Objectives Assessment Plan.....	10
Table 2: List of Undergraduate/Graduate Majors Offered by Department.....	11
Table 3: List of Minors Offered by Department.....	12
Table 4: List of Liberal Studies Courses Offered by Department	13
Table 5: Program Curriculum Map.....	14
Table 6: Total Number of Undergraduate Majors/Minors in Undergraduate Program Courses	16
Table 7: Total Number of Graduate Majors in Graduate Program Courses	18
Table 8: Total Number of Undergraduate Students Enrolled in Undergraduate Program Courses.....	19
Table 9: Total Number of Graduate Students Enrolled in Graduate Program Courses.....	20
Table 10: Total Number of Graduated Students from Undergraduate and Graduate Programs.....	21
Table 11: Total Number of Advisees per Program Faculty Member	23
Table 12: Student Recruitment Activities	24
Table 13: Unique Student Major Retention in Undergraduate Programs.....	25
Table 14: Unique Student Major Retention in Graduate Programs	26
Table 15: Student Performance on Standardized Measures	27
Table 16: Student Performance on Assessments of Program Learning Outcomes	28
Table 17: CSSFYP – Requirements for Major & Degree Requirements	33
Table 18: CSSFYP - Suggested Sequence.....	37
Table 19: Curriculum Comparisons & Evaluation - KICA & Aspirant.....	45
Table 20: Curriculum Comparisons & Evaluation - Kansas Regent Universities	46
Table 21: Current Staffing	47
Table 22: Budget & Expenditures Itemized Annual Reports.....	67

Table 23: Plan of Action	72
ROTATION SCHEDULE	73
Table 24: Five-Year Program Review Rotation Schedule	73
APPENDICES	73

INTRODUCTION

Program Review Rotation & Processes

Kansas Wesleyan University's (KWU) program review rotation assures that each of its academic programs are evaluated at least once every five years. Twenty percent of KWU's Arts and Science academic programs will be evaluated annually. In this model, every academic program will be intensively evaluated within a five-year cycle.

The assessment approach of our programmatic effectiveness and sustainability and evidences areas of strength as well as areas for improvement with guided plans of action will assist in addressing programmatic challenges. Once every five years, all academic programs participate in a formal review process by which an academic department evaluates its progress toward meeting its student learning objectives, guided by the program mission, and demonstrates its role within the larger context of the university's mission and strategic plan. Actions should result from review. It is the responsibility of the department, in conjunction with the Provost, to carry through proposed actions. Although the formal process takes place only every five years, program review/assessment is a continuous process (yearly) of setting goals, measuring success, and improving programs on basis of that assessment.

- Submission of reviews to Provost and Assessment Director remains Sept. 1.
- Feedback to program chair from IARC/Curriculum Committee by Oct. 1.
- Program chairs meet with Provost, Academic Dean, Senior Director of Development/KWU Foundation Administrator, and one IARC Representative by Oct. 15 to discuss reviews.
- Provost provides written feedback about reviews to program chairs by Nov. 15.

As a result, academic programs engage in an annual program review process that is part of the Five-Year Program Review process in order to assess their progress towards completion of tasks written in their "Plan of Action."

Flexibility is a key feature of this process. The cycle will remain flexible to adjust to the dynamic nature of existing academic programs and emerging specialties that may lead to dramatic program modifications and/or development of new academic programs. Flexibility is also required to accommodate unexpected changes in division resource needs, curriculum modifications, and student demographics that require immediate and comprehensive responses, such as:

- Dramatic and unexpected changes in enrollment or attrition rates,
- Sudden or dramatic changes in placement rates or projects,
- Rapid technological changes or shifts in the industry requiring significant curricular changes and/or technology upgrades,
- Frequent or numerous changes in program staff, or
- Significant financial exigencies.

While flexibility is required in academic program review evaluation scheduling, we have provided a draft five-year program review rotation schedule, which is subject to change and located on pages 9 and 73.

TABLE TEMPLATES

In the enclosed *Tables* within this document, when you see the wording "Year 1," "Year 2," etc., replace with the actual academic year in which "Year 1" and "Year 2" represent (e.g., "Year 1" with "2015-2016"; "Year 2" with "2016-2017", etc.). All *Tables* are fillable and may be completed via computer.

SECTION I: MISSION AND PROGRAM STUDENT LEARNING OBJECTIVES

University Mission

To promote and integrate academic excellence, spiritual development, personal well-being, and social responsibility.

Department Mission

Insert the current Department mission here (found on Form C: Program Student Learning Assessment Plan, page 2; or in current academic catalog). *Additionally, complete Table 1: Program Student Learning Objectives Assessment Plan that is based on assessment Form C.*

Program Student Learning Objectives (SLOs)

The university mission is based around four main tenants: Academic Excellence, Spiritual Development, Personal Well-Being, Social Responsibility; which relate to the department mission.

Utilize Table 1: Program Student Learning Objectives Assessment Plan to connect program student learning objectives to the university mission and the program/department mission as well as to discuss assessment strategies and dates in which program SLOs were assessed.

Majors Offered by the Department (list)

Complete Table 2 by providing a list of majors/programs offered by the department during the past five years.

Minors Offered by the Department (list)

Complete Table 3 by providing a list of majors/programs offered by the department during the past five years.

Liberal Studies Courses Offered by the Department

Complete Table 4 by providing a list of liberal studies courses offered by the department during the past five years as well as the specific terms/years in which each liberal studies course was offered.

Curriculum Map

Complete Table 5 by providing a curriculum map outlining which courses within a program meet specific SLOs and where those SLOs are assessed. Directions in completing this task are provided in Table 5.

SECTION II: STUDENTS

Total Number of Undergraduate Majors/Minors Enrolled in Undergraduate Program Courses

In [Table 6](#), provide the total number of Majors [primary, secondary, & tertiary] and Minors enrolled in undergraduate program course work. Quantitative data for [Table 6](#) will be based on information provided by the Registrar Office's 20th day reports for each academic term and year that is under review.

Total Number of Graduate Majors Enrolled in Graduate Program Courses

Graduate programs will provide quantitative data for [Table 7](#) based on information provided by the Registrar Office's 20th day reports for each academic term and year that is under review regarding the total number of Graduate Majors enrolled in graduate program course work.

Total Number of Undergraduate Students Enrolled in Undergraduate Program Courses

In [Table 8](#), provide the total number of students enrolled in undergraduate program course work. Quantitative data for [Table 8](#) will be based on information provided by the Registrar Office's 20th day reports for each academic term and year that is under review.

Total Number of Graduate Students Enrolled in Graduate Program Courses

Graduate programs will provide quantitative data for [Table 9](#) based on information provided by the Registrar Office's 20th day reports for each academic term and year that is under review regarding the total number of students enrolled in graduate program course work.

Total Number of Graduated Students in Undergraduate and Graduate Programs

In [Table 10](#), provide the total number of students who have graduated from the undergraduate and/or graduate programs as provided by the Registrar Office for each academic term and year that is under review.

Total Number of Advisees per Program Faculty Member

In [Table 11](#), provide the total number of student advisees (in undergraduate and graduate programs being advised by program faculty members) as provided by the Registrar Office's 20th day reports for each academic term and year that is under review.

Student Recruitment

In [Table 12](#), provide the number of student recruitment activities within the department including campus visits, contractual arrangements, and other activity types as collected by Admissions.

Unique Student Major Retention in Undergraduate Programs

In [Table 13](#), provide the total number of unique student Majors [primary, secondary, & tertiary] in undergraduate programs as provided by the Registrar Office's 20th day reports for each academic term and year that is under review.

Unique Student Major Retention in Graduate Programs

In [Table 14](#), provide the total number of unique student Majors in graduate programs as provided by the Registrar Office's 20th day reports for each academic term and year that is under review.

Student Performance On:

Standardized Measures

In [Table 15](#), provide the mean outcome on standardized measures (scores, pass rates, etc. on NCLEX, CAAP, Field Tests, Departmental Exams, etc.) as collected by the department.

Assessments of Program Learning Outcomes

In [Table 16](#), provide all Yearly Programmatic Assessments (Form G).

SECTION III: CURRICULUM

Courses Offered

Check-Sheet for Student Four-Year Plan (CSSFYP) – Requirements for Major

In [Table 17](#), provide the 'CSSFYP – Requirements' for each programmatic major offered by the department.

Check-Sheet for Student Four-Year Plan (CSSFYP) – Suggested Sequence

In [Table 18](#), provide the 'CSSFYP – Suggested Sequence' for each programmatic major offered by the department.

Curriculum Comparisons & Evaluation

Evaluate how the curriculum in the programs of the department compares to other similar programs elsewhere. The program should be compared with other programs in the region, particularly in the Kansas Independent College Association (KICA) or other small liberal arts colleges, and competing state universities, with professional standards for the discipline, accreditation standards for the discipline, curricular recommendations of national societies or professional organizations, and/or pedagogical research studies related to the program. Curriculum comparisons should target a minimum of three programs which are considered “competitors” for recruitment, and two programs which are “prototypes” or “exemplars” for which to set aspirations for growth and program improvement.

What are the curricular strengths and weaknesses of each program in the department based on program comparisons and assessment of student learning outcomes?

Utilize [Table 19](#) (and the provided 'key') for each of the majors in your program, comparing courses and majors offered at KICA institutions and aspirant institutions.

Utilize [Table 20](#) (and the provided 'key') for each of the majors in your program, comparing courses and majors offered at Kansas Regent Universities.

Current Staffing

In [Table 21](#), provide full-time faculty teaching responsibilities (courses taught by course prefix, section letter, and course title, credit hours, contact hours, workload hours, and class size) semester by semester for each course offered by the department. Additionally, provide the full-time faculty member's committee service, work study supervision, equipment/lab maintenance, and other responsibilities of service to the institution by academic year.

SECTION IV: BUDGET & EXPENDITURES

Budget & Expenditures Itemized Annual Reports

In [Table 22](#), provide your department's itemized annual budget and expenditures as provided by the Business Office during the past five years. The following 'key' will assist with the column headers of the report you will receive from the Business Office:

Obj	Object code or line item code
Ast	Refers to restricted and unrestricted funds
Description	Specific domains to which dollars are attributed
Act	Actual (dollars spent)
Enc	Encumbered (portion of budget set aside for spending required by law or contract)
Bgt	Budget (dollars set aside for said descriptions)
Unexp	Unexpended (balance budgeted dollars not spent; a negative number means overspent by the indicated dollar amount)
Exp %	Expenditure (dollars spent ÷ budget dollars = expressed as a %)
Discretionary Totals	Totals of expenses incurred voluntarily

SECTION V: DEPARTMENTAL VISION FOR THE FUTURE

Reflection – Executive Summary

In a narrative style, discuss the departmental vision for the future by addressing the following items:

- Current and desired -
 - Equipment,
 - Technology,
 - Facilities,
 - Library Resources, and
 - Staffing (faculty and support).
- Curriculum recommendations based on student performance and curriculum data presented in SECTION III: CURRICULUM, which could result in:
 - Additional course offerings and potential incurred costs
 - Changes to current course offerings and potential incurred costs
 - Additional staff and potential incurred costs
- Assess the degree to which the goals of the previous program review were achieved.
- Actions initiated by program faculty members as a result of this review. Action plan will be completed in SECTION VI: ACTION PLAN.

PROVIDE YOUR REFLECTION – EXECUTIVE SUMMARY DIRECTLY BELOW...

SECTION VI: STRATEGY FOR PROGRAM IMPROVEMENT

Plan of Action

In, [Table 23](#), provide an action plan for program improvement by addressing the following:

- | | |
|-------------------------|--|
| • Concern(s) | What is the major challenge(s) or problem(s) |
| • Goal(s) | What will be done? |
| • Action Step(s) | How will it be done? |
| • Date(s) of Completion | When will it be done? |
| • Person(s) Responsible | Who will do it? |
| • Estimated Cost(s) | What will it cost? |

FIVE-YEAR PROGRAM REVIEW ROTATION SCHEDULE

By Academic Year

[Table 24](#), below provides the five-year program review rotation schedule and further indicates the academic year in which the program review will be due and ready for the review process. This table is also located on p. 73.

Table 24: Five-Year Program Review Rotation Schedule

I	II	III	IV	V	VI
2022-23	2034-24	2019-20	2020-21	2021-22	2022-23
Computer Studies	Business	Art and Design	Biology	Chemistry	Computer Studies
English	Emergency Management/ Criminal Justice	Comm. Studies/Theatre	Teacher Education	Mathematics/ Physics	English
INTD Studies/Honors	Liberal Studies	Music	ESCR	Nursing	INTD Studies/Honors
Sociology/ Psychology	Sport & Exercise Sciences	Religion and Philosophy	History		Sociology/ Psychology
		Biomedical Chemistry	Music – moved here due administration change	Foundational Courses	

APPENDICES SUBMISSION

An appendix page has been provided after Table 24 in the event additional documentation would be submitted. Please be sure to identify each document by appendix letter (A, B, C, etc.).

TABLE TEMPLATES

Table 1: Program Student Learning Objectives Assessment Plan

Department Name:

Department Mission:

Program Student Learning Objectives		Assessment Strategies	When Assessed? Provide Year(s) Below:		
			Fall	Spring	Summer
1.					
Connection to University Mission	Connection to Program Mission				
2.					
Connection to University Mission	Connection to Program Mission				
3.					
Connection to University Mission	Connection to Program Mission				
4.					
Connection to University Mission	Connection to Program Mission				
5.					
Connection to University Mission	Connection to Program Mission				

[\(Return to page 2; Program Student Learning Objectives\)](#)

Table 2: List of Undergraduate/Graduate Majors Offered by Department

Department Name:

		Earliest —————> Most Recent				
		Year 1	Year 2	Year 3	Year 4	Year 5
Major - Degree Title	Undergraduate or Graduate	FA 20XX - SU 20XX	FA 20XX - SU 20XX	FA 20XX - SU 20XX	FA 20XX - SU 20XX	FA 20XX - SU 20XX
	<input type="checkbox"/> UG <input type="checkbox"/> G					
	<input type="checkbox"/> UG <input type="checkbox"/> G					
	<input type="checkbox"/> UG <input type="checkbox"/> G					
	<input type="checkbox"/> UG <input type="checkbox"/> G					

[\(Return to page 2, List of Undergraduate/Graduate Majors Offered by Department\)](#)

Table 3: List of Minors Offered by Department

Department Name:

Minor - Degree Title	Earliest —————> Most Recent				
	Year 1	Year 2	Year 3	Year 4	Year 5
	FA 20XX - SU 20XX	FA 20XX - SU 20XX	FA 20XX - SU 20XX	FA 20XX - SU 20XX	FA 20XX - SU 20XX

[\(Return to page 2, Minors Offered by Department\)](#)

Table 4: List of Liberal Studies Courses Offered by Department

Program Name:

		Earliest —————→ Most Recent														
		Year 1			Year 2			Year 3			Year 4			Year 5		
Liberal Studies Course Code	Liberal Studies Course Name	FA 20XX	SP 20XX	SU 20XX	FA 20XX	SP 20XX	SU 20XX	FA 20XX	SP 20XX	SU 20XX	FA 20XX	SP 20XX	SU 20XX	FA 20XX	SP 20XX	SU 20XX

[\(Return to page 2, Liberal Studies Courses Offered by the Department\)](#)




Table 5: Program Curriculum Map

Program Name:

[illegible]

Directions for *Table 5*

1. Fill in the courses that are offered by the program in the order that the students take them (four-year plans are a good source for this information).

2. Put an 'X' in the program SLO which the course meets (this could be more than one SLO).
3. Assessment in yearly program reviews should occur where mastery of the SLO is expected (highlight this course). You can assess across several courses but you are not expected to use every class to assess mastery of an SLO.
4. Highlight courses taught in the liberal studies program (it is useful to see if some of your program SLO's are feeding into the LS program).
5. You do not have to include courses that are in the program but are not under your department's control, i.e. a course that is in your program but offered by another department. This course will fall under the SLO's of that department (even if it meets some of your SLO's).
6. Use the 'Key' below (use provided highlights based on the provided conditions).
 - I = SLO introduced in the course.
 - R = SLO reinforced during the course.
 - M = SLO mastered during the course.
 -  Course is utilized to evaluate SLO in yearly program reviews (Form G).
 -  Any of the SLOs could be met depending on the nature of the course (special topics, Wesleyan Journey classes, etc.).
 -  Course is Part of the Liberal Studies Program

[\(Return to page 2, Curriculum Map\)](#)

Table 6: Total Number of Undergraduate Majors/Minors in Undergraduate Program Courses

Program Name:

	<div>Earliest<div></div>Most Recent</div>														
	Total Number of Undergraduate Majors Enrolled			Total Number of Undergraduate Majors Enrolled			Total Number of Undergraduate Majors Enrolled			Total Number of Undergraduate Majors Enrolled			Total Number of Undergraduate Majors Enrolled		
	Year 1			Year 2			Year 3			Year 4			Year 5		
Undergraduate Program Courses - Majors	FA 20XX	SP 20XX	SU 20XX	FA 20XX	SP 20XX	SU 20XX	FA 20XX	SP 20XX	SU 20XX	FA 20XX	SP 20XX	SU 20XX	FA 20XX	SP 20XX	SU 20XX

[\(Return to page 3, Total Number of Undergraduate Majors/Minors\)](#)

Program Name:

	<div> <i>Earliest</i> <i>Most Recent</i> </div>														
	Total Number of Undergraduate Minors Enrolled			Total Number of Undergraduate Minors Enrolled			Total Number of Undergraduate Minors Enrolled			Total Number of Undergraduate Minors Enrolled			Total Number of Undergraduate Minors Enrolled		
	Year 1			Year 2			Year 3			Year 4			Year 5		
Undergraduate Program Courses - Minors	FA 20XX	SP 20XX	SU 20XX	FA 20XX	SP 20XX	SU 20XX	FA 20XX	SP 20XX	SU 20XX	FA 20XX	SP 20XX	SU 20XX	FA 20XX	SP 20XX	SU 20XX

[\(Return to page 3, Total Number of Undergraduate Majors/Minors\)](#)

Table 7: Total Number of Graduate Majors in Graduate Program Courses

Program Name:

Graduate Program Courses	Earliest → Most Recent														
	Year 1			Year 2			Year 3			Year 4			Year 5		
	Total Number of Graduate Majors Enrolled			Total Number of Graduate Majors Enrolled			Total Number of Graduate Majors Enrolled			Total Number of Graduate Majors Enrolled			Total Number of Graduate Majors Enrolled		
	FA 20XX	SP 20XX	SU 20XX	FA 20XX	SP 20XX	SU 20XX	FA 20XX	SP 20XX	SU 20XX	FA 20XX	SP 20XX	SU 20XX	FA 20XX	SP 20XX	SU 20XX

[\(Returns to page 3, Total Number of Graduate Majors\)](#)

Table 8: Total Number of Undergraduate Students Enrolled in Undergraduate Program Courses

Program Name:

	Earliest —————→ Most Recent														
	Year 1			Year 2			Year 3			Year 4			Year 5		
	Total Number of Undergraduate Students Enrolled			Total Number of Undergraduate Students Enrolled			Total Number of Undergraduate Students Enrolled			Total Number of Undergraduate Students Enrolled			Total Number of Undergraduate Students Enrolled		
Undergraduate Program Courses	FA 20XX	SP 20XX	SU 20XX	FA 20XX	SP 20XX	SU 20XX	FA 20XX	SP 20XX	SU 20XX	FA 20XX	SP 20XX	SU 20XX	FA 20XX	SP 20XX	SU 20XX

[\(Return to page 3, Total Number of Undergraduate Students\)](#)

Table 9: Total Number of Graduate Students Enrolled in Graduate Program Courses

Program Name:

Graduate Program Courses	Earliest —————→ Most Recent														
	Year 1			Year 2			Year 3			Year 4			Year 5		
	Total Number of Graduate Students Enrolled			Total Number of Graduate Students Enrolled			Total Number of Graduate Students Enrolled			Total Number of Graduate Students Enrolled			Total Number of Graduate Students Enrolled		
	FA 20XX	SP 20XX	SU 20XX	FA 20XX	SP 20XX	SU 20XX	FA 20XX	SP 20XX	SU 20XX	FA 20XX	SP 20XX	SU 20XX	FA 20XX	SP 20XX	SU 20XX

[\(Return to page 3, Total Number of Graduate Students\)](#)

Table 10: Total Number of Graduated Students from Undergraduate and Graduate Programs

Department Name:

	<i>Earliest</i> → <i>Most Recent</i>														
	Year 1			Year 2			Year 3			Year 4			Year 5		
	Total Number of Graduated Students Enrolled in Undergraduate Programs			Total Number of Graduated Students Enrolled in Undergraduate Programs			Total Number of Graduated Students Enrolled in Undergraduate Programs			Total Number of Graduated Students Enrolled in Undergraduate Programs			Total Number of Graduated Students Enrolled in Undergraduate Programs		
Undergraduate Major - Degree Title	FA 20XX	SP 20XX	SU 20XX	FA 20XX	SP 20XX	SU 20XX	FA 20XX	SP 20XX	SU 20XX	FA 20XX	SP 20XX	SU 20XX	FA 20XX	SP 20XX	SU 20XX

[\(Return to page 3, Total Number of Graduated Students\)](#)

Department Name:

Graduate Major - Degree Title	<div> <i>Earliest</i> → <i>Most Recent</i> </div>														
	Year 1			Year 2			Year 3			Year 4			Year 5		
	Total Number of Graduated Students Enrolled in Graduate Programs			Total Number of Graduated Students Enrolled in Graduate Programs			Total Number of Graduated Students Enrolled in Graduate Programs			Total Number of Graduated Students Enrolled in Graduate Programs			Total Number of Graduated Students Enrolled in Graduate Programs		
	FA 20XX	SP 20XX	SU 20XX	FA 20XX	SP 20XX	SU 20XX	FA 20XX	SP 20XX	SU 20XX	FA 20XX	SP 20XX	SU 20XX	FA 20XX	SP 20XX	SU 20XX

[\(Return to page 3, Total Number of Graduated Students\)](#)

Table 11: Total Number of Advisees per Program Faculty Member

Department Name:

	<i>Earliest</i> <i>→ Most Recent</i>														
	Year 1			Year 2			Year 3			Year 4			Year 5		
	Total Number of Advisees per Program Faculty Member			Total Number of Advisees per Program Faculty Member			Total Number of Advisees per Program Faculty Member			Total Number of Advisees per Program Faculty Member			Total Number of Advisees per Program Faculty Member		
Faculty Member Name	FA 20XX	SP 20XX	SU 20XX	FA 20XX	SP 20XX	SU 20XX	FA 20XX	SP 20XX	SU 20XX	FA 20XX	SP 20XX	SU 20XX	FA 20XX	SP 20XX	SU 20XX

[\(Return to page 3, Total Number of Advisees\)](#)

Table 12: Student Recruitment Activities

Department Name:

	<i>Earliest</i> <i>Most Recent</i>														
	Year 1			Year 2			Year 3			Year 4			Year 5		
	Total Number of Student Recruitment Activities per Program			Total Number of Student Recruitment Activities per Program			Total Number of Student Recruitment Activities per Program			Total Number of Student Recruitment Activities per Program			Total Number of Student Recruitment Activities per Program		
Student Recruitment Activities	FA 20XX	SP 20XX	SU 20XX	FA 20XX	SP 20XX	SU 20XX	FA 20XX	SP 20XX	SU 20XX	FA 20XX	SP 20XX	SU 20XX	FA 20XX	SP 20XX	SU 20XX
Campus Visits															
Contract Arrangements															
<i>(List other activity types here & below)</i>															

[\(Return to page 3, Student Recruitment\)](#)

Table 13: Unique Student Major Retention in Undergraduate Programs

Department Name:

****FA: Yr. 0 refers to the fall term prior to the year 1 fall term.**

Undergraduate Program Title	Earliest → Most Recent									
	Year 1		Year 2		Year 3		Year 4		Year 5	
	Count of Total Number of Unique Student Majors Retained		Count of Total Number of Unique Student Majors Retained		Count of Total Number of Unique Student Majors Retained		Count of Total Number of Unique Student Majors Retained		Count of Total Number of Unique Student Majors Retained	
	FA: Yr. 0** to FA: Yr. 1	FA: Yr. 1 to SP: Yr. 1	FA: Yr. 1 to FA: Yr. 2	FA: Yr. 2 to SP: Yr. 2	FA: Yr. 2 to FA: Yr. 3	FA: Yr. 3 to SP: Yr. 3	FA: Yr. 3 to FA: Yr. 4	FA: Yr. 4 to SP: Yr. 4	FA: Yr. 4 to FA: Yr. 5	FA: Yr. 5 to SP: Yr. 5

[\(Return to page 3, Unique Student Major Retention in Undergraduate Programs\)](#)

Table 14: Unique Student Major Retention in Graduate Programs

Department Name: **FA: Yr. 0 refers to the fall term prior to the year 1 fall term

Graduate Program Title	<i>Earliest</i> —————→ <i>Most Recent</i>									
	Year 1		Year 2		Year 3		Year 4		Year 5	
	Count of Total Number of Unique Student Majors Retained		Count of Total Number of Unique Student Majors Retained		Count of Total Number of Unique Student Majors Retained		Count of Total Number of Unique Student Majors Retained		Count of Total Number of Unique Student Majors Retained	
	FA: Yr. 0** to FA: Yr. 1	FA: Yr. 1 to SP: Yr. 1	FA: Yr. 1 to FA: Yr. 2	FA: Yr. 2 to SP: Yr. 2	FA: Yr. 2 to FA: Yr. 3	FA: Yr. 3 to SP: Yr. 3	FA: Yr. 3 to FA: Yr. 4	FA: Yr. 4 to SP: Yr. 4	FA: Yr. 4 to FA: Yr. 5	FA: Yr. 5 to SP: Yr. 5

[\(Return to page 3, Unique Student Major Retention in Graduate Programs\)](#)

Table 15: Student Performance on Standardized Measures

Department Name:

	<i>Earliest</i> → <i>Most Recent</i>														
	Year 1			Year 2			Year 3			Year 4			Year 5		
	Student Performance Outcome Mean (Score, Pass Rate, etc.)			Student Performance Outcome Mean (Score, Pass Rate, etc.)			Student Performance Outcome Mean (Score, Pass Rate, etc.)			Student Performance Outcome Mean (Score, Pass Rate, etc.)			Student Performance Outcome Mean (Score, Pass Rate, etc.)		
Standardized Measure Title	FA 20XX	SP 20XX	SU 20XX	FA 20XX	SP 20XX	SU 20XX	FA 20XX	SP 20XX	SU 20XX	FA 20XX	SP 20XX	SU 20XX	FA 20XX	SP 20XX	SU 20XX

[\(Return to page 4, Standardized Measures\)](#)

Table 16: Student Performance on Assessments of Program Learning Outcomes

**Year 1
(Earliest)**

KANSAS WESLEYAN UNIVERSITY
YEARLY PROGRAMATIC ASSESSMENT

Term and Year: _____

Academic Department/Unit: _____

Chair: _____

Date Submitted: _____

- I. Identify the programmatic SLO that you are assessing this academic year.

- II. Which of your departmental classes support this specific programmatic SLO? Within this individual class (or these classes), what are the course-specific SLOs that support the programmatic SLO. Identify these and explain.

- III. What assessment tools (rubrics, portfolios, exams, etc.) did you use to assess the programmatic SLO that you have selected for this year? **Attach these documents and any relevant data to this report.** Evaluate the effectiveness of these tools. What worked well? What shortcomings have you identified? How will your approach potentially change in future years? Explain.

- IV. Analyze the extent to which your department fulfilled the programmatic SLO that you have selected for this year (500-1000 words, double-spaced).

[\(Return to page 4, Assessments of Program Learning Outcomes\)](#)

Year 2

KANSAS WESLEYAN UNIVERSITY YEARLY PROGRAMATIC ASSESSMENT

Term and Year: _____

Academic Department/Unit: _____

Chair: _____

Date Submitted: _____

- I. Identify the programmatic SLO that you are assessing this academic year.
- II. Which of your departmental classes support this specific programmatic SLO? Within this individual class (or these classes), what are the course-specific SLOs that support the programmatic SLO. Identify these and explain.
- III. What assessment tools (rubrics, portfolios, exams, etc.) did you use to assess the programmatic SLO that you have selected for this year? **Attach these documents and any relevant data to this report.** Evaluate the effectiveness of these tools. What worked well? What shortcomings have you identified? How will your approach potentially change in future years? Explain.
- IV. Analyze the extent to which your department fulfilled the programmatic SLO that you have selected for this year (500-1000 words, double-spaced).

[\(Return to page 4, Assessments of Program Learning Outcomes\)](#)

Year 3

KANSAS WESLEYAN UNIVERSITY
YEARLY PROGRAMATIC ASSESSMENT

Term and Year: _____

Academic Department/Unit: _____

Chair: _____

Date Submitted: _____

- I. Identify the programmatic SLO that you are assessing this academic year.

- II. Which of your departmental classes support this specific programmatic SLO? Within this individual class (or these classes), what are the course-specific SLOs that support the programmatic SLO. Identify these and explain.

- III. What assessment tools (rubrics, portfolios, exams, etc.) did you use to assess the programmatic SLO that you have selected for this year? **Attach these documents and any relevant data to this report.** Evaluate the effectiveness of these tools. What worked well? What shortcomings have you identified? How will your approach potentially change in future years? Explain.

- IV. Analyze the extent to which your department fulfilled the programmatic SLO that you have selected for this year (500-1000 words, double-spaced).

[\(Return to page 4, Assessments of Program Learning Outcomes\)](#)

Year 4

KANSAS WESLEYAN UNIVERSITY
YEARLY PROGRAMATIC ASSESSMENT

Term and Year: _____

Academic Department/Unit: _____

Chair: _____

Date Submitted: _____

- I. Identify the programmatic SLO that you are assessing this academic year.

- II. Which of your departmental classes support this specific programmatic SLO? Within this individual class (or these classes), what are the course-specific SLOs that support the programmatic SLO. Identify these and explain.

- III. What assessment tools (rubrics, portfolios, exams, etc.) did you use to assess the programmatic SLO that you have selected for this year? **Attach these documents and any relevant data to this report.** Evaluate the effectiveness of these tools. What worked well? What shortcomings have you identified? How will your approach potentially change in future years? Explain.

- IV. Analyze the extent to which your department fulfilled the programmatic SLO that you have selected for this year (500-1000 words, double-spaced).

[\(Return to page 4, Assessments of Program Learning Outcomes\)](#)

**Year 5
(Most Recent)**

KANSAS WESLEYAN UNIVERSITY
YEARLY PROGRAMATIC ASSESSMENT

Term and Year: _____

Academic Department/Unit: _____

Chair: _____

Date Submitted: _____

- I. Identify the programmatic SLO that you are assessing this academic year.

- II. Which of your departmental classes support this specific programmatic SLO? Within this individual class (or these classes), what are the course-specific SLOs that support the programmatic SLO. Identify these and explain.

- III. What assessment tools (rubrics, portfolios, exams, etc.) did you use to assess the programmatic SLO that you have selected for this year? **Attach these documents and any relevant data to this report.** Evaluate the effectiveness of these tools. What worked well? What shortcomings have you identified? How will your approach potentially change in future years? Explain.

- IV. Analyze the extent to which your department fulfilled the programmatic SLO that you have selected for this year (500-1000 words, double-spaced).

[\(Return to page 4, Assessments of Program Learning Outcomes\)](#)

Table 17: CSSFYP – Requirements for Major & Degree Requirements

Major 1 - Place Major Title Here

[illegible]

[\(Return to page 5, CSSFYP – Requirements for Major and Degree Requirements\)](#)

Major 2 - Place Major Title Here

[illegible]

[\(Return to page 5, CSSFYP – Requirements for Major and Degree Requirements\)](#)

Major 3 - Place Major Title Here

[illegible]

[\(Return to page 5, CSSFYP – Requirements for Major and Degree Requirements\)](#)

Major 4 - *Place Major Title Here*

[illegible]

[\(Return to page 5, CSSFYP – Requirements for Major and Degree Requirements\)](#)

Table 18: CSSFYP - Suggested Sequence

Major 1 Title:

FALL OF YEAR ONE				SPRING OF YEAR ONE		
Course Prefix & Number	Course Title	Credit Hours		Course Prefix & Number	Course Title	Credit Hours
Total:		0		Total:		0

FALL OF YEAR TWO				SPRING OF YEAR TWO		
Course Prefix & Number	Course Title	Credit Hours		Course Prefix & Number	Course Title	Credit Hours
Total:		0		Total:		0

FALL OF YEAR THREE				SPRING OF YEAR THREE		
Course Prefix & Number	Course Title	Credit Hours		Course Prefix & Number	Course Title	Credit Hours
Total:		0		Total:		0

FALL OF YEAR FOUR				SPRING OF YEAR FOUR		
Course Prefix & Number	Course Title	Credit Hours		Course Prefix & Number	Course Title	Credit Hours
Total:		0		Total:		0

Total Credit Hours:	0
---------------------	---

[\(Return to page 5, Suggested Sequence\)](#)

Major 2 Title:

FALL OF YEAR ONE				SPRING OF YEAR ONE		
Course Prefix & Number	Course Title	Credit Hours		Course Prefix & Number	Course Title	Credit Hours
Total:		0		Total:		0

FALL OF YEAR TWO				SPRING OF YEAR TWO		
Course Prefix & Number	Course Title	Credit Hours		Course Prefix & Number	Course Title	Credit Hours
Total:		0		Total:		0

FALL OF YEAR THREE				SPRING OF YEAR THREE		
Course Prefix & Number	Course Title	Credit Hours		Course Prefix & Number	Course Title	Credit Hours
Total:		0		Total:		0

FALL OF YEAR FOUR				SPRING OF YEAR FOUR		
Course Prefix & Number	Course Title	Credit Hours		Course Prefix & Number	Course Title	Credit Hours
Total:		0		Total:		0

Total Credit Hours:	0
---------------------	---

[\(Return to page 5, Suggested Sequence\)](#)

Major 3 Title:

FALL OF YEAR ONE				SPRING OF YEAR ONE		
Course Prefix & Number	Course Title	Credit Hours		Course Prefix & Number	Course Title	Credit Hours
Total:		0		Total:		0

FALL OF YEAR TWO				SPRING OF YEAR TWO		
Course Prefix & Number	Course Title	Credit Hours		Course Prefix & Number	Course Title	Credit Hours
Total:		0		Total:		0

FALL OF YEAR THREE				SPRING OF YEAR THREE		
Course Prefix & Number	Course Title	Credit Hours		Course Prefix & Number	Course Title	Credit Hours
Total:		0		Total:		0

FALL OF YEAR FOUR				SPRING OF YEAR FOUR		
Course Prefix & Number	Course Title	Credit Hours		Course Prefix & Number	Course Title	Credit Hours
Total:		0		Total:		0

Total Credit Hours:	0
---------------------	---

[\(Return to page 5, Suggested Sequence\)](#)

Major 4 Title:

FALL OF YEAR ONE				SPRING OF YEAR ONE		
Course Prefix & Number	Course Title	Credit Hours		Course Prefix & Number	Course Title	Credit Hours
Total:		0		Total:		0

FALL OF YEAR TWO				SPRING OF YEAR TWO		
Course Prefix & Number	Course Title	Credit Hours		Course Prefix & Number	Course Title	Credit Hours
Total:		0		Total:		0

FALL OF YEAR THREE				SPRING OF YEAR THREE		
Course Prefix & Number	Course Title	Credit Hours		Course Prefix & Number	Course Title	Credit Hours
Total:		0		Total:		0

FALL OF YEAR FOUR				SPRING OF YEAR FOUR		
Course Prefix & Number	Course Title	Credit Hours		Course Prefix & Number	Course Title	Credit Hours
Total:		0		Total:		0

Total Credit Hours:	0
---------------------	---

[\(Return to page 5, Suggested Sequence\)](#)

Table 19: Curriculum Comparisons & Evaluation - KICA & Aspirant

Kansas Smaller Institutions and Aspirant Institutions									
Courses Offered	KWU	Baker	Be- nedic- tine	Central Metho- dist MO	Friends	McPher- son	NE Wes- leyan	Oklahoma City University	St. Mary

Key:
R = Required Course at Institution
O = Optional Course at Institution
NA = Course Not Offered at Institution

[\(Return to page 5, Curriculum Comparisons & Evaluation\)](#)

Table 20: Curriculum Comparisons & Evaluation - Kansas Regent Universities

Kansas Regent Universities				
Courses Offered	KWU	Fort Hays University	Kansas State University	University of Kansas

Key:
R = Required Course at Institution
O = Optional Course at Institution
NA = Course Not Offered at Institution

[\(Return to page 5, Curriculum Comparisons & Evaluation\)](#)

Table 21: Current Staffing

Year 1 - Earliest									
Full-time Faculty Name	Semester	Course Prefix	Section	Course Title	Credit Hours	Contact Hours	Workload Hours	Class Size	
FT #1	FA 20XX								
	FA 20XX								
	FA 20XX								
	FA 20XX								
	SP 20XX								
	SP 20XX								
	SP 20XX								
	SP 20XX								
	SU 20XX								
	Year 1 Totals:					0	0	0	0
	1. Yr. 1 Committee Service:								
	2. Yr. 1 Work Study Supervision:								
	3. Yr. 1 Equipment/Lab Maintenance:								
	4. Yr. 1 Other Responsibilities:								
(Return to page 5, Current Staffing)									

Full-time Faculty Name	Semester	Course Prefix	Section	Course Title	Credit Hours	Contact Hours	Workload Hours	Class Size
FT #2	FA 20XX							
	FA 20XX							
	FA 20XX							
	FA 20XX							
	SP 20XX							
	SP 20XX							
	SP 20XX							
	SP 20XX							
	SU 20XX							
	Year 1 Totals:				0	0	0	0
	1. Yr. 1 Committee Service:							
	2. Yr. 1 Work Study Supervision:							
	3. Yr. 1 Equipment/Lab Maintenance:							
4. Yr. 1 Other Responsibilities:								
(Return to page 5, Current Staffing)								

Full-time Faculty Name	Semester	Course Prefix	Section	Course Title	Credit Hours	Contact Hours	Workload Hours	Class Size
FT #3	FA 20XX							
	FA 20XX							
	FA 20XX							
	FA 20XX							
	SP 20XX							
	SP 20XX							
	SP 20XX							
	SP 20XX							
	SU 20XX							
	Year 1 Totals:				0	0	0	0
	1. Yr. 1 Committee Service:							
	2. Yr. 1 Work Study Supervision:							
	3. Yr. 1 Equipment/Lab Maintenance:							
4. Yr. 1 Other Responsibilities:								
(Return to page 5, Current Staffing)								

Full-time Faculty Name	Semester	Course Prefix	Section	Course Title	Credit Hours	Contact Hours	Workload Hours	Class Size
FT #4	FA 20XX							
	FA 20XX							
	FA 20XX							
	FA 20XX							
	SP 20XX							
	SP 20XX							
	SP 20XX							
	SP 20XX							
	SU 20XX							
	Year 1 Totals:				0	0	0	0
	1. Yr. 1 Committee Service:							
	2. Yr. 1 Work Study Supervision:							
	3. Yr. 1 Equipment/Lab Maintenance:							
4. Yr. 1 Other Responsibilities:								
(Return to page 5, Current Staffing)								

Year 2									
Full-time Faculty Name	Semester	Course Prefix	Section	Course Title	Credit Hours	Contact Hours	Workload Hours	Class Size	
FT #1	FA 20XX								
	FA 20XX								
	FA 20XX								
	FA 20XX								
	SP 20XX								
	SP 20XX								
	SP 20XX								
	SP 20XX								
	SU 20XX								
	Year 2 Totals:					0	0	0	0
	1. Yr. 2 Committee Service:								
	2. Yr. 2 Work Study Supervision:								
	3. Yr. 2 Equipment/Lab Maintenance:								
4. Yr. 2 Other Responsibilities:									
(Return to page 5, Current Staffing)									

Full-time Faculty Name	Semester	Course Prefix	Section	Course Title	Credit Hours	Contact Hours	Workload Hours	Class Size
FT #2	FA 20XX							
	FA 20XX							
	FA 20XX							
	FA 20XX							
	SP 20XX							
	SP 20XX							
	SP 20XX							
	SP 20XX							
	SU 20XX							
	Year 2 Totals:				0	0	0	0
	1. Yr. 2 Committee Service:							
	2. Yr. 2 Work Study Supervision:							
	3. Yr. 2 Equipment/Lab Maintenance:							
4. Yr. 2 Other Responsibilities:								
(Return to page 5, Current Staffing)								

Full-time Faculty Name	Semester	Course Prefix	Section	Course Title	Credit Hours	Contact Hours	Workload Hours	Class Size
FT #3	FA 20XX							
	FA 20XX							
	FA 20XX							
	FA 20XX							
	SP 20XX							
	SP 20XX							
	SP 20XX							
	SP 20XX							
	SU 20XX							
	Year 2 Totals:				0	0	0	0
	1. Yr. 2 Committee Service:							
	2. Yr. 2 Work Study Supervision:							
	3. Yr. 2 Equipment/Lab Maintenance:							
4. Yr. 2 Other Responsibilities:								
(Return to page 5, Current Staffing)								

Full-time Faculty Name	Semester	Course Prefix	Section	Course Title	Credit Hours	Contact Hours	Workload Hours	Class Size
FT #4	FA 20XX							
	FA 20XX							
	FA 20XX							
	FA 20XX							
	SP 20XX							
	SP 20XX							
	SP 20XX							
	SP 20XX							
	SU 20XX							
	Year 2 Totals:				0	0	0	0
	1. Yr. 2 Committee Service:							
	2. Yr. 2 Work Study Supervision:							
	3. Yr. 2 Equipment/Lab Maintenance:							
4. Yr. 2 Other Responsibilities:								
(Return to page 5, Current Staffing)								

Year 3									
Full-time Faculty Name	Semester	Course Prefix	Section	Course Title	Credit Hours	Contact Hours	Workload Hours	Class Size	
FT #1	FA 20XX								
	FA 20XX								
	FA 20XX								
	FA 20XX								
	SP 20XX								
	SP 20XX								
	SP 20XX								
	SP 20XX								
	SU 20XX								
	Year 3 Totals:					0	0	0	0
	1. Yr. 3 Committee Service:								
	2. Yr. 3 Work Study Supervision:								
	3. Yr. 3 Equipment/Lab Maintenance:								
4. Yr. 3 Other Responsibilities:									
(Return to page 5, Current Staffing)									

Full-time Faculty Name	Semester	Course Prefix	Section	Course Title	Credit Hours	Contact Hours	Workload Hours	Class Size
FT #2	FA 20XX							
	FA 20XX							
	FA 20XX							
	FA 20XX							
	SP 20XX							
	SP 20XX							
	SP 20XX							
	SP 20XX							
	SU 20XX							
	Year 3 Totals:				0	0	0	0
	1. Yr. 3 Committee Service:							
	2. Yr. 3 Work Study Supervision:							
	3. Yr. 3 Equipment/Lab Maintenance:							
4. Yr. 3 Other Responsibilities:								
(Return to page 5, Current Staffing)								

Full-time Faculty Name	Semester	Course Prefix	Section	Course Title	Credit Hours	Contact Hours	Workload Hours	Class Size
FT #3	FA 20XX							
	FA 20XX							
	FA 20XX							
	FA 20XX							
	SP 20XX							
	SP 20XX							
	SP 20XX							
	SP 20XX							
	SU 20XX							
	Year 3 Totals:				0	0	0	0
	1. Yr. 3 Committee Service:							
	2. Yr. 3 Work Study Supervision:							
	3. Yr. 3 Equipment/Lab Maintenance:							
4. Yr. 3 Other Responsibilities:								
(Return to page 5, Current Staffing)								

Full-time Faculty Name	Semester	Course Prefix	Section	Course Title	Credit Hours	Contact Hours	Workload Hours	Class Size	
FT #4	FA 20XX								
	FA 20XX								
	FA 20XX								
	FA 20XX								
	SP 20XX								
	SP 20XX								
	SP 20XX								
	SP 20XX								
	SU 20XX								
	Year 3 Totals:					0	0	0	0
	1. Yr. 3 Committee Service:								
	2. Yr. 3 Work Study Supervision:								
	3. Yr. 3 Equipment/Lab Maintenance:								
4. Yr. 3 Other Responsibilities:									
(Return to page 5, Current Staffing)									

Year 4									
Full-time Faculty Name	Semester	Course Prefix	Section	Course Title	Credit Hours	Contact Hours	Workload Hours	Class Size	
FT #1	FA 20XX								
	FA 20XX								
	FA 20XX								
	FA 20XX								
	SP 20XX								
	SP 20XX								
	SP 20XX								
	SP 20XX								
	SU 20XX								
	Year 4 Totals:					0	0	0	0
	1. Yr. 4 Committee Service:								
	2. Yr. 4 Work Study Supervision:								
	3. Yr. 4 Equipment/Lab Maintenance:								
4. Yr. 4 Other Responsibilities:									
(Return to page 5, Current Staffing)									

Full-time Faculty Name	Semester	Course Prefix	Section	Course Title	Credit Hours	Contact Hours	Workload Hours	Class Size	
FT #2	FA 20XX								
	FA 20XX								
	FA 20XX								
	FA 20XX								
	SP 20XX								
	SP 20XX								
	SP 20XX								
	SP 20XX								
	SU 20XX								
	Year 4 Totals:					0	0	0	0
	1. Yr. 4 Committee Service:								
	2. Yr. 4 Work Study Supervision:								
	3. Yr. 4 Equipment/Lab Maintenance:								
4. Yr. 4 Other Responsibilities:									
(Return to page 5, Current Staffing)									

Full-time Faculty Name	Semester	Course Prefix	Section	Course Title	Credit Hours	Contact Hours	Workload Hours	Class Size
FT #3	FA 20XX							
	FA 20XX							
	FA 20XX							
	FA 20XX							
	SP 20XX							
	SP 20XX							
	SP 20XX							
	SP 20XX							
	SU 20XX							
	Year 4 Totals:				0	0	0	0
	1. Yr. 4 Committee Service:							
	2. Yr. 4 Work Study Supervision:							
	3. Yr. 4 Equipment/Lab Maintenance:							
4. Yr. 4 Other Responsibilities:								
(Return to page 5, Current Staffing)								

Full-time Faculty Name	Semester	Course Prefix	Section	Course Title	Credit Hours	Contact Hours	Workload Hours	Class Size
FT #4	FA 20XX							
	FA 20XX							
	FA 20XX							
	FA 20XX							
	SP 20XX							
	SP 20XX							
	SP 20XX							
	SP 20XX							
	SU 20XX							
	Year 4 Totals:				0	0	0	0
	1. Yr. 4 Committee Service:							
	2. Yr. 4 Work Study Supervision:							
	3. Yr. 4 Equipment/Lab Maintenance:							
4. Yr. 4 Other Responsibilities:								
(Return to page 5, Current Staffing)								

Year 5									
Full-time Faculty Name	Semester	Course Prefix	Section	Course Title	Credit Hours	Contact Hours	Workload Hours	Class Size	
FT #1	FA 20XX								
	FA 20XX								
	FA 20XX								
	FA 20XX								
	SP 20XX								
	SP 20XX								
	SP 20XX								
	SP 20XX								
	SU 20XX								
	Year 5 Totals:					0	0	0	0
	1. Yr. 5 Committee Service:								
	2. Yr. 5 Work Study Supervision:								
	3. Yr. 5 Equipment/Lab Maintenance:								
4. Yr. 5 Other Responsibilities:									
(Return to page 5, Current Staffing)									

Full-time Faculty Name	Semester	Course Prefix	Section	Course Title	Credit Hours	Contact Hours	Workload Hours	Class Size
FT #2	FA 20XX							
	FA 20XX							
	FA 20XX							
	FA 20XX							
	SP 20XX							
	SP 20XX							
	SP 20XX							
	SP 20XX							
	SU 20XX							
	Year 5 Totals:				0	0	0	0
	1. Yr. 5 Committee Service:							
	2. Yr. 5 Work Study Supervision:							
	3. Yr. 5 Equipment/Lab Maintenance:							
4. Yr. 5 Other Responsibilities:								
(Return to page 5, Current Staffing)								

Full-time Faculty Name	Semester	Course Prefix	Section	Course Title	Credit Hours	Contact Hours	Workload Hours	Class Size
FT #3	FA 20XX							
	FA 20XX							
	FA 20XX							
	FA 20XX							
	SP 20XX							
	SP 20XX							
	SP 20XX							
	SP 20XX							
	SU 20XX							
	Year 5 Totals:				0	0	0	0
	1. Yr. 5 Committee Service:							
	2. Yr. 5 Work Study Supervision:							
	3. Yr. 5 Equipment/Lab Maintenance:							
4. Yr. 5 Other Responsibilities:								
(Return to page 5, Current Staffing)								

Full-time Faculty Name	Semester	Course Prefix	Section	Course Title	Credit Hours	Contact Hours	Workload Hours	Class Size
FT #4	FA 20XX							
	FA 20XX							
	FA 20XX							
	FA 20XX							
	SP 20XX							
	SP 20XX							
	SP 20XX							
	SP 20XX							
	SU 20XX							
	Year 5 Totals:				0	0	0	0
	1. Yr. 5 Committee Service:							
	2. Yr. 5 Work Study Supervision:							
	3. Yr. 5 Equipment/Lab Maintenance:							
4. Yr. 5 Other Responsibilities:								
(Return to page 5, Current Staffing)								

Table 22: Budget & Expenditures Itemized Annual Reports

Year 1							
Obj	Ast	Description	Act	Enc	Bgt	Unexp	Exp %
Discretionary Totals							

[\(Return to page 6, Budget\)](#)

Year 2							
Obj	Ast	Description	Act	Enc	Bgt	Unexp	Exp %
Discretionary Totals							

[\(Return to page 6, Budget\)](#)

[illegible]

[illegible]

[\(Return to page 6, Budget\)](#)

[illegible]

Table 23: Plan of Action

Concern(s)	Goal(s)	Action Step(s)	Date(s) of Completion	Person(s) Responsible	Estimated Cost(s)
What is(are) the major challenge(s) or problems(s)?	What will be done?	How will it be done?	When will it be done?	Who will do it?	What will it cost?

[\(Return to page 8, Plan of Action\)](#)

ROTATION SCHEDULE

Table 24: Five-Year Program Review Rotation Schedule

The schedule listed below indicates the year in which the program review will be due and ready for the review process:

I	II	III	IV	V	VI
2022-23	2023-24	2019-20	2020-21	2021-22	2022-23
Computer Studies	Business	Art and Design	Biology	Chemistry	Computer Studies
English	Emergency Management/ Criminal Justice	Comm. Studies/Theatre	Teacher Education	Mathematics/ Physics	English
INTD Studies/Honors	Liberal Studies	Music	ESCR	Nursing	INTD Studies/Honors
Sociology/ Psychology	Sport & Exercise Sciences	Religion and Philosophy	History		Sociology/ Psychology
		Biomedical Chemistry	Music – moved here due administration change	Foundational Courses	

[\(Return to page 9, Five-Year Program Review Rotation Schedule\)](#)

APPENDICES